

# SYLVANIA TITANIA 2 AREA LIGHT



**SYLVANIA**

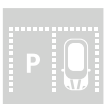
## Area Light

NEW GENERATION OF HIGH POWERED LED FLOODLIGHTS

The 165W TITANIA LED Floodlights are designed with five different optics suitable exquisitely for area lighting application.

IP 65

IK 09



CAR PARKS




LARGE  
AREAS

## MAIN APPLICATIONS

- Car parks
- Large Areas

## KEY ADVANTAGES


- Die-cast Aluminum & UV stabilized double power coated finish, Black RAL9011
- High lumen efficiency - up to 150 lumens per watt
- Energy Efficient Modular LED Flood Light. Instant ON/OFF – Plug and play
- Spill Control & Optional Back Shield
- PC lens made with high grade PMMA material with effectual transmittance
- 54,000 hour life expectancy, weatherproof - IP65, Ta45
- Spigot Mount, Pole not included



High grade PMMA lens material designed for durability and efficacy



Available in 165W



Back shield to control back spill light



High lumen efficiency - up to 150 lumens per watt

**GENERAL INFORMATION**

Recommended installation height	6m to 10m   20' to 32'
Driver included	Yes
RCM Mark	Yes
ENEC+ certified	No
ROHS compliant	Yes
Testing standard	AS2560.2.1

**HOUSING AND FINISH**

Housing	Die-cast aluminium body
Optic	PMMA
Protector	Tempered glass
Housing finish	Powder coated finish
Standard colour(s)	RAL9011
Tightness level	IP65
Impact resistance	IK09

**PERFORMANCE**

Lumen efficacy	145lms/w
----------------	----------

**ELECTRICAL INFORMATION**

Electrical class	Class 1
Nominal voltage	240V
Power factor (at full load)	0.98
Surge protection (kV)	10kV
Electromagnetic compatibility (EMC)	AS/NZSCISPR15, AS/NZS 60598.1
Control protocol(s)	Non DIM
Sensor(s)	Nil

**OPTICAL INFORMATION**

LED colour temperature	5000k
Colour rendering index (CRI)	> 70
Distributions	T1, T2, T3, T4, T5

**OPERATING CONDITIONS**

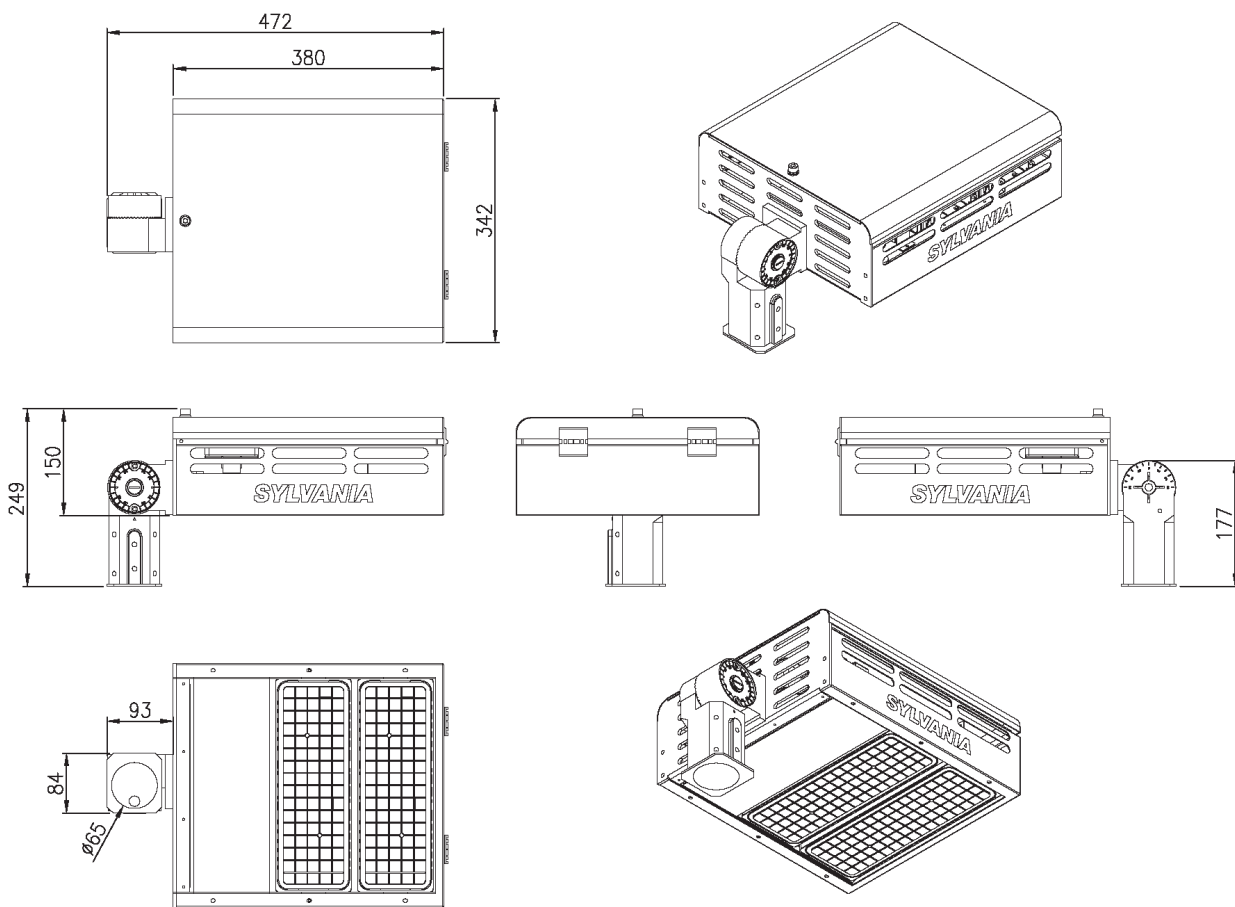
Temperature range from operation (Ta)	0°C to + 45°C
---------------------------------------	---------------

**LIFETIME OF THE LEDS @ TA 40°C**

All configurations	54,000h - L70
--------------------	---------------

## DIMENSIONS AND MOUNTING

L x W x H (mm)	380 x 342 x 150 mm
Weight (kg)	11.2
Mounting possibilities	60mm Spigot





Product Code	Name	System Power	Exit Lumen	Lm/W
TITA16575-T1	TITANIA 2 LED FLOOD LIGHT 165W BEAM ANGLE T1 30X100	165W	23868lm	145lm/W
TITA16575-T2	TITANIA 2 LED FLOOD LIGHT 165W BEAM ANGLE T2 50X140	165W	23868lm	145lm/W
TITA16575-T3	TITANIA 2 LED FLOOD LIGHT 165W BEAM ANGLE T3 40X140	165W	23868lm	145lm/W
TITA16575-T4	TITANIA 2 LED FLOOD LIGHT 165W BEAM ANGLE T4 30X140	165W	23868lm	145lm/W
TITA16575-T5	TITANIA 2 LED FLOOD LIGHT 165W BEAM ANGLE T5 140X140	165W	23868lm	145lm/W