

## SYLVANIA TERRALUME



**SYLVANIA**

### Safety, Reliable, and Efficient Illumination

The TERRALUME is the latest offer from Sylvania Schröder to provide safe, sustainable, and reliable solutions in harsh industrial environments.

Sylvania Schröder's local knowledge and manufacturing expertise combined with an integrated global network have combined to create the TERRALUME, a highly efficient luminaire for walkways, conveyors, and tunnels.

The latest in efficient optical design allows for spacings of up to 18m to achieve >40 lux average on walkways and conveyors. Featuring several different optics combined with the latest in efficient LEDs and driver technology, the TERRALUME can also safely illuminate stairs at an ultra-low power of 18W.

Our in-house research, development, and lighting design teams have designed a product that ensures mechanical and thermal integrity in harsh conditions whilst providing energy savings through the use of advanced luminaire optical and electrical design and efficient lighting layouts.

IP 66

IK 10



MAIN APPLICATIONS

- Conveyors
- Tunnels
- Stairways
- Localised task lighting

KEY ADVANTAGES

- Energy efficient
- High grade PMMA lens design for durability and efficiency
- Multiple optics to ensure efficient illumination of specific task requirements
- Chromated high pressure diecast aluminium for superior corrosion resistance
- Passes 1000hr salt spray test
- IK10 High Impact Polycarbonate visor
- IP66 Optical and gear chamber
- Stainless Steel fasteners
- Toolless entry
- Integrated Emergency with plug and play LiFEPO<sub>4</sub> battery pack for ease of maintenance
- Suitable for high ambient temperatures of up to 50°C
- Wide operation voltage range of 100-277V AC 50/60Hz
- 10kV surge protector for additional protection from supply transients and surges
- Turtle friendly amber option
- Low dust accumulation design



IK10 low profile dark sky compliant visor



High grade pmma lens designed for durability and efficacy



High pressure diecast aluminium body with corrosion resistant treatment



IP66 gear and lens enclosure

SCS is focused on Smart Control technologies, delivering solutions to clients that enable these Smart LED luminaires to become smarter.

The equipped NEMA sockets on the luminaire connects a Smart Light Point Controller/ Node with an easy twist and lock mechanism. The Light Point Controllers enables these luminaires to be connected to a dedicated network and a User-Interface on a computer, which allows these luminaires to be remotely managed.

Key benefits:



## Constant Light Output (CLO)

Additional energy savings (over 20%) by using the Constant Light Output (CLO) and Virtual Light Output (VLO) functionality



## Dimming schedules

Reducing the amount of light when not required, thereby reducing light glow as well as get further energy savings



## Pro-active maintenance

The system reports errors and failures as they occur, helping to repair/ restore the luminaires pro-actively



## Smart City devices

Connect additional Smart City devices including Air-quality monitors, Noise sensors, Motion sensors etc



For more information on smart controls contact: [info@scs-schreder.com](mailto:info@scs-schreder.com)

**GENERAL INFORMATION**

Recommended installation height	2.4m to 6m   8' to 20'
FutureProof	Easy replacement of the photometric engine and electronic assembly on-site
Driver included	Yes
RCM Mark	Yes
ENEC+ certified	No
ROHS compliant	Yes
Testing standard	AS/NZS60598.1:2017 AS/NZS60598.2.1:2014 AS2293.3:2005 SA/SNZ TS 1158.6:2015

**HOUSING AND FINISH**

Housing	Pressure diecast low copper content aluminium
Optic	UV resistant PMMA Lens
Protector	High Impact UV Stabilised Polycarbonate visor
Housing finish	Chromate conversion with UV resistant polyester powdercoat
Standard colour(s)	RAL9006
Tightness level	IP66
Impact resistance	IK10
Vibration test	Compliant with modified IEC 68-2-6 standard (0.5G)
Access for maintenance	Toolless entry for fast maintenance

**PERFORMANCE**

Lumen efficacy	up to 125lm/W
----------------	---------------

**ELECTRICAL INFORMATION**

Electrical class	Class 1
Nominal voltage	100-277V - 50/60 Hz
Power factor (at full load)	0.95
Surge protection (kV)	10kV
Electromagnetic compatibility (EMC)	AS CISPR15:2017, EN61000-4-5
Control protocol(s)	AmpDim, Bi-power, Custom dimming profile, Photocell, Remote management , DALI, 0-10V, Bluetooth
Socket(s)	NEMA, Zhaga
Sensor(s)	PIR, Smart Sensors

**OPTICAL INFORMATION**

LED colour temperature	4000K standard (3000K, Amber optional)
Colour rendering index (CRI)	> 70

**OPERATING CONDITIONS**

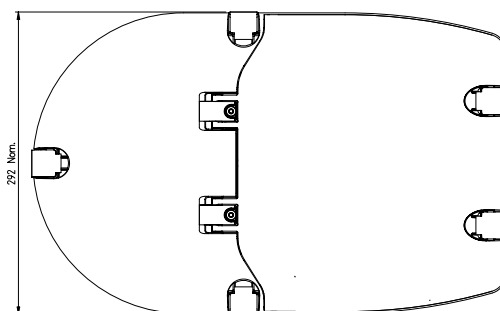
Temperature range from operation (Ta)	-20°C to + 50°C
---------------------------------------	-----------------

**LIFETIME OF THE LEDS @ TA 40°C**

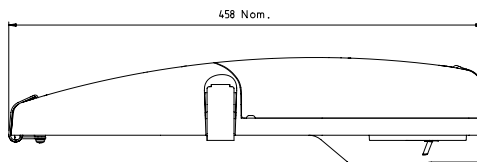
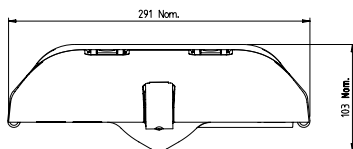
All configurations	100,000h - L95
--------------------	----------------

**DIMENSIONS AND MOUNTING : SINGLE MODULE**

L x W x H (mm)	Standard – 458 x 292 x 101
	Emergency – 458 x 292 x 101
Weight (kg)	Standard – 6.1
	Emergency – 7
Mounting possibilities	Side-entry, 27-34mm, wall mount and surface mount brackets available



Top View



Side View



Product Code	Name	Photometric Distribution	Lumen Output	System Power (W)
TL80101	Terralume 18W 4K Type I	Type I	2247lm	18W
TL80101 M	Terralume 18W 4K Type I Emergency	Type I	2247lm	20W
TL80102	Terralume 35W 4K Type I	Type I	4291lm	35W
TL80102M	Terralume 35W 4K Type I Emergency	Type I	4291lm	37W
TL80103	Terralume 72W 4K Type I	Type I	7396lm	73W
TL80103M	Terralume 72W 4K Type I Emergency	Type I	7396lm	75W
TL80301	Terralume 18W 4K Type III	Type III	2182lm	18W
TL80301M	Terralume 18W 4K Type III Emergency	Type III	2182lm	20W
TL80302	Terralume 35W 4K Type III	Type III	4167lm	35W
TL80302M	Terralume 35W 4K Type III Emergency	Type III	4167lm	37W
TL80303	Terralume 72W 4K Type III	Type III	7182lm	73W
TL80303M	Terralume 72W 4K Type III Emergency	Type III	7182lm	75W
TL80401	Terralume 18W 4K Type IV	Type IV	2123lm	18W
TL80401M	Terralume 18W 4K Type IV Emergency	Type IV	2123lm	20W
TL80402	Terralume 35W 4K Type IV	Type IV	4055lm	35W
TL80402M	Terralume 35W 4K Type IV Emergency	Type IV	4055lm	37W
TL80403	Terralume 72W 4K Type IV	Type IV	6989lm	73W
TL80403M	Terralume 72W 4K Type IV Emergency	Type IV	6989lm	75W

#### Accessories

TL300002	Visor
TL300003	Wire Guard
TL30000X	Optical Controls on Request